



Make a... butterfly feeder


If you don't have lots of space for flowers, a butterfly feeder is a great way to help British butterflies survive hard times.




1. Get these things: coloured card, scissors, a plastic bottle top, glue, cotton wool, a garden cane, sugar, a pen and a plant pot...




2. Draw a flower on the card and cut it out...



3. Stick the bottle top on the front and the garden cane on the back...



4. Mix some sugar in hot water, then soak a piece of cotton wool in the sugary water...



5. Glue the cotton wool in the bottle top, place the flower in a plant pot of soil and put it outside when the sun's out.

Why not send in a photo of your butterfly feeder? For details go to bbc.co.uk/wildaboutyourgarden